


FORD FIESTA SPRINT CUP NL & BE SPA RACING FESTIVAL FREE PRACTICE 2

Analysis

■ Personal Best ■ Session Best ■ Crossing the finish line in pit lane

Lap	Time	Sector 1	Sector 2	Sector 3	T. Spd	Elapsed	Lap	Time	Sector 1	Sector 2	Sector 3	T. Spd	Elapsed	
2	Thibault PARMENTIER						B	2	14:07.557	...	2:12.212	1:34.465	64.2	20:31.472
	Team Floral						FORD FIESTA	3	4:27.456 B	1:09.277	2:07.948	1:10.231	105.1	24:58.928
								4	6:18.746 B	2:19.975	2:25.473	1:33.298	106.5	31:17.674
1	6:00.000 B	1:40.567	2:17.663	2:01.770	83.7	6:00.000								
2	13:41.430	...	1:59.405	1:24.731	77.7	19:41.430								
3	3:23.908	1:03.442	1:27.003	53.463	165.4	23:05.338								
4	3:22.506	1:00.613	1:31.247	50.646	164.1	26:27.844								
5	3:13.910	57.607	1:22.961	53.342	172.0	29:41.754								
6	3:13.769	1:00.059	1:23.516	50.194	165.1	32:55.523								
3	Liroy STUART						NL							
	Wensink Racing Team						FORD FIESTA							
1	5:09.504 B	1:32.629	1:54.239	1:42.636	131.5	5:09.504								
2	12:40.354	...	1:24.783	50.170	166.7	17:49.858								
3	3:06.442	56.546	1:20.452	49.444	170.6	20:56.300								
4	3:07.392	56.505	1:20.948	49.939	173.1	24:03.692								
5	3:05.487	55.693	1:20.073	49.721	174.5	27:09.179								
6	3:05.083	55.456	1:19.815	49.812	173.4	30:14.262								
4	Philippe HUART						B							
	EMG Motorsport						FORD FIESTA							
1	5:59.674 B	2:08.670	2:02.797	1:48.207	69.0	5:59.674								
2	14:09.491	...	2:00.000	1:26.017	67.8	20:09.165								
3	3:13.186	58.692	1:24.020	50.474	172.8	23:22.351								
4	3:12.581	56.307	1:26.080	50.194	173.4	26:34.932								
5	3:08.821	56.043	1:22.280	50.498	173.9	29:43.753								
6	3:09.082	57.684	1:21.762	49.636	172.5	32:52.835								
6	Marcel DEKKER						NL							
	Dekker Racing						FORD FIESTA							
1	5:12.972 B	1:40.533	1:53.157	1:39.282	142.9	5:12.972								
2	12:39.174	...	1:23.829	50.300	162.9	17:52.146								
3	3:07.863	57.018	1:20.577	50.268	168.0	21:00.009								
4	3:05.942	56.376	1:20.110	49.456	171.2	24:05.951								
5	3:07.464	56.084	1:21.350	50.030	170.3	27:13.415								
6	3:04.590	56.080	1:18.856	49.654	173.1	30:18.005								
7	Jules GROUWELS						NL							
	Race Art by BKR						FORD FIESTA							
1	6:53.990 B	2:30.475	2:33.754	1:49.761	60.4	6:53.990								
2	13:34.860	9:56.490	2:04.990	1:33.380	77.3	20:28.850								
3	3:35.391	1:10.159	1:33.421	51.811	115.6	24:04.241								
4	3:09.781	56.496	1:23.354	49.931	174.5	27:14.022								
5	3:07.099	55.828	1:21.195	50.076	172.2	30:21.121								
8	Ruben VALCKENAERE						B							
	Team Floral						FORD FIESTA							
1	19:15.465	1:30.601	2:00.557	...	88.2	19:15.465								
2	3:34.007	1:05.944	1:32.853	55.210	155.4	22:49.472								
3	3:26.631	1:00.739	1:31.860	54.032	167.2	26:16.103								
4	3:24.606	1:00.753	1:29.541	54.312	169.3	29:40.709								
5	3:21.580	1:00.604	1:27.331	53.645	167.7	33:02.289								
11	J. RAPPANGE - B. RAPPANGE						NL							
	Bas Koeten Racing						FORD FIESTA							
1	6:23.915 B	2:14.320	2:25.181	1:44.414	59.1	6:23.915								
12	Ayrton REDANT						B	2	14:07.557	...	2:12.212	1:34.465	64.2	20:31.472
	QSR Racing School						FORD FIESTA	3	4:27.456 B	1:09.277	2:07.948	1:10.231	105.1	24:58.928
								4	6:18.746 B	2:19.975	2:25.473	1:33.298	106.5	31:17.674
1	7:22.491 B	2:53.081	2:31.807	1:57.603	58.1	7:22.491								
2	12:50.901	9:30.088	1:52.957	1:27.856	65.8	20:13.392								
3	3:18.514	1:00.454	1:26.210	51.850	156.5	23:31.906								
4	3:10.611	57.953	1:22.889	49.769	168.0	26:42.517								
5	3:09.935	56.565	1:22.928	50.442	174.5	29:52.452								
6	3:09.934	56.686	1:21.404	51.844	172.8	33:02.386								
14	Jos SLEEGERS						NL							
	Johan Kraan Motorsport						FORD FIESTA							
1	7:16.443 B	2:49.344	2:32.356	1:54.743	65.1	7:16.443								
2	12:05.358	9:05.396	1:48.950	1:11.012	62.8	19:21.801								
3	3:30.793	1:01.471	1:33.439	55.883	159.8	22:52.594								
4	3:25.900	1:00.609	1:30.029	55.262	166.7	26:18.494								
5	3:24.976	59.962	1:29.351	55.663	168.7	29:43.470								
6	3:21.212	59.906	1:28.484	52.822	170.1	33:04.682								
15	Loek HARTOG						NL							
	Bas Koeten Racing						FORD FIESTA							
1	6:19.722 B	2:10.903	2:21.815	1:47.004	54.7	6:19.722								
2	13:47.367	...	1:59.736	1:24.914	65.3	20:07.089								
3	3:04.961	56.130	1:19.638	49.193	173.9	23:12.050								
4	3:06.789	54.882	1:22.895	49.012	180.9	26:18.839								
5	3:05.337	57.403	1:18.902	49.032	171.7	29:24.176								
17	Paul SIELJES						NL							
	Stuart Racing Team						FORD FIESTA							
1	18:57.236	1:55.679	2:13.515	...	91.8	18:57.236								
2	3:10.537	58.686	1:21.161	50.690	166.4	22:07.773								
3	3:06.354	56.758	1:19.828	49.768	169.8	25:14.127								
4	3:05.719	56.426	1:19.422	49.871	170.1	28:19.846								
5	3:05.758	56.126	1:19.821	49.811	171.4	31:25.604								
18	Yannick REDANT						B							
	QSR Racing School						FORD FIESTA							
1	8:00.000 B	2:54.998	2:31.434	2:33.568	57.8	8:00.000								
2	12:13.729	8:54.072	1:52.007	1:27.650	56.6	20:13.729								
3	3:18.577	1:00.937	1:25.792	51.848	169.3	23:32.306								
4	3:10.766	58.097	1:22.658	50.011	171.2	26:43.072								
5	3:08.924	56.197	1:23.167	49.560	167.2	29:51.996								
6	3:06.820	56.260	1:20.718	49.842	171.2	32:58.816								
22	Glenn VAN BERLO						NL							
	JW Race Service						FORD FIESTA							
1	20:12.516	1:50.204	2:15.760	...	92.6	20:12.516								
2	3:11.239	58.328	1:23.147	49.764	171.2	23:23.755								
3	3:09.684	55.830	1:24.167	49.687	177.6	26:33.439								
4	3:07.640	55.585	1:21.062	50.993	174.8	29:41.079								
5	3:05.118	55.825	1:19.821	49.472	175.0	32:46.197								






FORD FIESTA SPRINT CUP NL & BE SPA RACING FESTIVAL FREE PRACTICE 2

Analysis

■ Personal Best ■ Session Best B Crossing the finish line in pit lane



Lap	Time	Sector 1	Sector 2	Sector 3	T. Spd	Elapsed	Lap	Time	Sector 1	Sector 2	Sector 3	T. Spd	Elapsed
23	Jos VELDBOER						NL						
Dekker Racing							FORD FIESTA						
1	6:06.098	B	2:06.920	2:16.699	1:42.479	77.7	6:06.098						
2	14:40.073		...	2:14.835	1:34.099	66.5	20:46.171						
3	3:52.441	1:14.536	1:39.897	58.008	158.1	24:38.612							
4	3:30.420	1:01.566	1:33.536	55.318	146.7	28:09.032							
5	3:57.557	1:01.071	1:38.728	1:17.758	155.4	32:06.589							
24	Stienes LONGIN						B						
FordStore Feyaerts							FORD FIESTA						
1	4:11.205	B	1:10.824	1:31.253	1:29.128	163.1	4:11.205						
2	13:30.926		...	1:21.262	50.842	166.2	17:42.131						
3	3:10.393	56.215	1:24.548	49.630	169.3	20:52.524							
4	3:03.367	55.604	1:18.497	49.266	174.8	23:55.891							
5	3:06.264	55.353	1:21.455	49.456	177.3	27:02.155							
6	3:39.005	B	54.987	1:46.698	57.320	175.6	30:41.160						
26	Jo VANDERSMISSEN						B						
Herroelen Motors by Niels Lagrange							FORD FIESTA						
1	5:38.607	B	1:43.622	2:16.055	1:38.930	78.4	5:38.607						
2	13:03.752		...	1:45.562	58.862	101.6	18:42.359						
3	3:28.018	1:03.536	1:30.574	53.908	151.7	22:10.377							
4	3:20.681	59.601	1:28.432	52.648	168.2	25:31.058							
5	3:21.047	59.964	1:29.294	51.789	167.7	28:52.105							
6	3:21.136	59.464	1:27.040	54.632	166.9	32:13.241							
27	PAMPEL-DOUBEK						B						
Belgium Driver Academy							FORD FIESTA						
1	20:21.966	2:51.383	2:31.909	...	61.2	20:21.966							
2	3:36.149	1:07.390	1:34.174	54.585	145.4	23:58.115							
3	3:18.736	58.715	1:27.860	52.161	170.3	27:16.851							
4	3:17.481	58.377	1:27.225	51.879	170.9	30:34.332							
30	Frank VAN LANGENDONCK						BE						
Herroelen by GL Racing							FORD FIESTA						
1	5:43.973	B	1:48.373	2:15.267	1:40.333	85.0	5:43.973						
2	13:25.660		...	1:53.546	1:05.568	114.8	19:09.633						
3	3:18.346	1:00.856	1:23.419	54.071	159.3	22:27.979							
4	3:28.326	1:16.949	1:21.453	49.924	168.2	25:56.305							
5	3:07.293	56.654	1:20.516	50.123	169.8	29:03.598							
6	3:06.824	56.553	1:20.282	49.989	170.9	32:10.422							
32	Kenny HERREMANS						B						
Team Floral							FORD FIESTA						
1	5:00.000	B	1:18.433	1:38.068	2:03.499	128.7	5:00.000						
2	13:01.534		...	1:28.449	53.083	145.6	18:01.534						
3	3:17.746	1:01.874	1:24.688	51.184	162.9	21:19.280							
4	3:23.499	B	57.875	1:24.547	1:01.077	168.0	24:42.779						
5	5:26.373	3:10.917	1:21.280	54.176	167.4	30:09.152							
33	Laurens DE WIT						NL						
Bas Koeten Racing							FORD FIESTA						
1	7:12.892	B	2:45.182	2:34.932	1:52.778	44.4	7:12.892						
2	12:55.244	9:42.285	2:02.948	1:10.011	66.2	20:08.136							
3	3:04.575	55.554	1:19.981	49.040	174.5	23:12.711							
34	TBA												
1	20:46.703	2:41.869	2:36.764	...	55.5	20:46.703							
2	3:37.436	1:07.683	1:34.484	55.269	113.2	24:24.139							
3	3:33.753	B	1:01.081	1:28.824	1:03.848	161.0	27:57.892						
4	4:14.385	1:56.729	1:25.023	52.633	161.7	32:12.277							
37	VAN DAALEN						NL						
Technova College by BKR							FORD FIESTA						
1	6:53.170	B	2:27.478	2:32.158	1:53.534	66.6	6:53.170						
2	13:44.897	9:57.415	2:17.333	1:30.149	58.7	20:38.067							
3	4:13.653	1:10.818	1:48.019	1:14.816	130.8	24:51.720							
4	3:24.040	1:00.632	1:30.999	52.409	161.0	28:15.760							
5	3:17.702	1:00.451	1:26.450	50.801	117.9	31:33.462							
40	Hanne TERIUM						BE						
EMG Motorsport							FORD FIESTA						
1	6:21.006	B	2:13.024	2:20.870	1:47.112	81.2	6:21.006						
2	13:25.602		...	1:46.582	1:27.215	95.1	19:46.608						
3	3:29.538	1:06.007	1:29.586	53.945	158.1	23:16.146							
4	3:23.553	1:01.210	1:29.528	52.815	146.5	26:39.699							
5	3:20.772	59.308	1:29.244	52.220	168.0	30:00.471							
43	Jens VERBESSELT						B						
EMG Motorsport							FORD FIESTA						
1	6:55.118	B	2:31.575	2:33.603	1:49.940	60.8	6:55.118						
2	13:17.825	9:56.237	1:53.375	1:28.213	71.2	20:12.943							
3	3:18.445	1:00.261	1:26.066	52.118	168.7	23:31.388							
4	3:12.203	58.721	1:23.500	49.982	168.0	26:43.591							
5	3:09.555	56.895	1:23.170	49.490	174.2	29:53.146							
6	3:05.891	55.835	1:20.616	49.440	178.2	32:59.037							
44	Martin LEBURTON						B						
Vanspringel Motorsport							FORD FIESTA						
1	4:09.777	B	1:05.633	1:35.890	1:28.254	158.1	4:09.777						
2	13:33.381		...	1:23.018	50.812	165.6	17:43.158						
3	3:07.662	56.085	1:21.218	50.359	172.5	20:50.820							
4	3:04.834	55.671	1:19.710	49.453	176.2	23:55.654							
5	3:07.124	55.738	1:19.854	51.532	175.6	27:02.778							
6	3:04.098	55.526	1:18.929	49.643	175.3	30:06.876							
47	Jim RINGELBERG						NL						
Ferry Monster Autosport							FORD FIESTA						
1	5:55.019	B	1:51.063	2:15.846	1:48.110	106.5	5:55.019						
2	13:49.787		...	1:58.070	1:26.365	67.7	19:44.806						
3	3:23.843	1:03.304	1:27.962	52.577	167.7	23:08.649							
4	3:13.518	58.161	1:24.515	50.842	169.0	26:22.167							
5	3:14.392	57.494	1:25.816	51.082	167.7	29:36.559							
6	3:10.885	57.352	1:22.511	51.022	171.2	32:47.444							
51	Lorenzo VAN RIET						NL						
Ferry Monster Autosport							FORD FIESTA						





FORD FIESTA SPRINT CUP NL & BE SPA RACING FESTIVAL FREE PRACTICE 2

Analysis

 Personal Best  Session Best **B** Crossing the finish line in pit lane

Lap	Time	Sector 1	Sector 2	Sector 3	T. Spd	Elapsed	Lap	Time	Sector 1	Sector 2	Sector 3	T. Spd	Elapsed
1	7:27.446 B	2:57.919	2:31.240	1:58.287	52.8	7:27.446							
2	13:26.972	9:55.259	2:00.843	1:30.870	67.2	20:54.418							
3	3:12.019	58.570	1:22.864	50.585	157.4	24:06.437							
4	3:06.192	55.580	1:21.059	49.553	175.9	27:12.629							
5	3:05.704	55.829	1:19.662	50.213	172.5	30:18.333							

52		STOX-GEERTS		NL		
Stox Racing				FORD FIESTA		
1	5:49.938 B	1:49.386	2:15.436	1:45.116	104.9	5:49.938
2	13:53.386	...	1:58.859	1:25.465	72.3	19:43.324
3	3:25.124	1:03.409	1:28.729	52.986	167.7	23:08.448
4	3:17.047	59.311	1:26.421	51.315	173.1	26:25.495
5	3:15.697	57.709	1:24.949	53.039	170.6	29:41.192
6	3:11.508	58.494	1:22.288	50.726	170.6	32:52.700

54		Rogier DE WIT		NL		
Ferry Monster Autosport				FORD FIESTA		
1	7:30.054 B	3:01.701	2:28.895	1:59.458	42.4	7:30.054
2	13:25.374	9:54.490	2:00.024	1:30.860	63.6	20:55.428
3	3:12.230	59.389	1:22.980	49.861	169.8	24:07.658
4	3:34.985 B	56.017	1:37.631	1:01.337	172.8	27:42.643
5	5:01.262	2:45.922	1:24.934	50.406	152.1	32:43.905

77		Daan PIJL		NL		
Cor Euser Racing				FORD FIESTA		
1	4:17.455 B	1:14.712	1:36.725	1:26.018	139.5	4:17.455
2	13:27.171	...	1:21.691	50.740	166.4	17:44.626
3	3:05.487	55.810	1:19.523	50.154	173.4	20:50.113
4	3:07.804	55.837	1:22.205	49.762	172.0	23:57.917
5	3:03.695	55.471	1:19.102	49.122	173.9	27:01.612
6	3:06.311	55.648	1:20.657	50.006	160.7	30:07.923

96		BOULTON-SCHILDGEN		NL		
VR Racing				FORD FIESTA		
1	6:02.752 B	2:09.534	2:03.390	1:49.828	69.6	6:02.752
2	12:43.917	...	1:38.104	52.739	110.1	18:46.669
3	3:14.280	58.567	1:24.256	51.457	168.5	22:00.949
4	3:14.543	57.866	1:22.621	54.056	165.4	25:15.492
5	3:18.554 B	57.079	1:21.058	1:00.417	171.4	28:34.046